Classroom Quiz Game

An editable PowerPoint quiz show for any subject and any grade.

PREVIEW



What's included

- **Version 1, with scoreboard** (.pptm): + and - buttons for 6 teams on every question, plus a scoreboard slide
- **Version 2, no scoreboard** (.pptx): the same game, no macros
- 6 categories x 5 values: 30 question slides, each with its own answer slide
- A Daily Double, a Final Question with its answer, sound effects and a setup guide

How it plays

1. Split the class into teams.
2. A team picks a category and a value on the board.
3. The question fills the screen. The team answers.
4. Click to check the answer. Correct wins the value.
5. The Daily Double lets a team wager. Everyone wagers on the Final Question. Highest score wins!

Works in Microsoft PowerPoint on PC, or on Mac with Microsoft 365. It does not work in Google Slides or the PowerPoint mobile apps.
What this preview shows: one full turn, the board, all 30 question slides, all 30 answer slides, the Daily Double and Final Question, both versions, and the setup guide.

HOW A TURN PLAYS



STEP 1 Pick a category and a value.



STEP 2 Answer the question. Type in your own.



STEP 3 Check the answer, then back to the board.

Every value on the board links to its own question slide, and every question links to its own answer.

© classroomreview.games

30 QUESTION SLIDES



Type each question into its box. Category 4, Question 3 is the Daily Double.

© classroomreview.games

Every question is editable

30 ANSWER SLIDES



Type each answer into its box. The home button goes back to the board.

© classroomreview.games



The Daily Double: the team wagers, then answers.

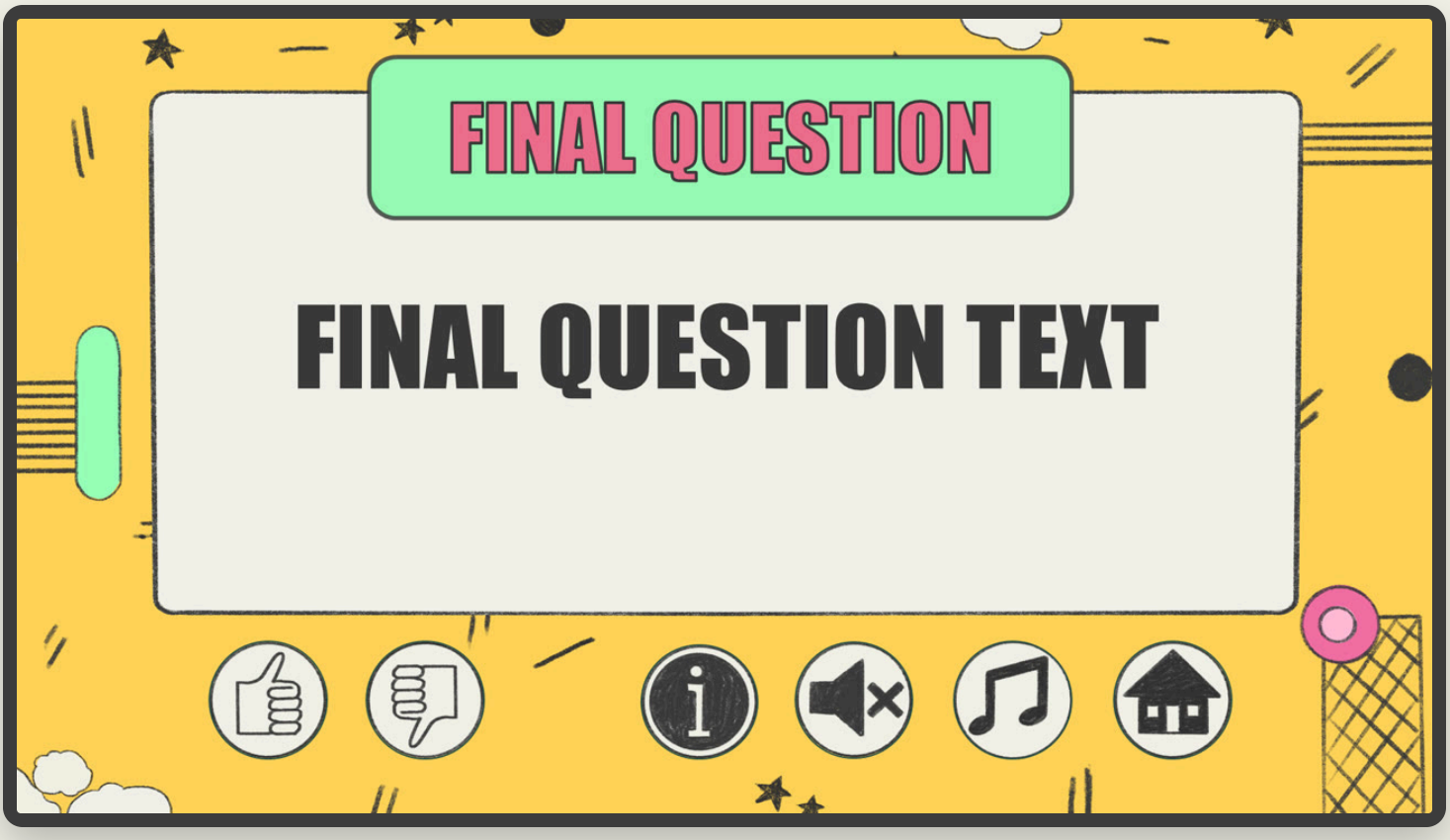

The Final Question: every team wagers on paper.

© classroomreview.games

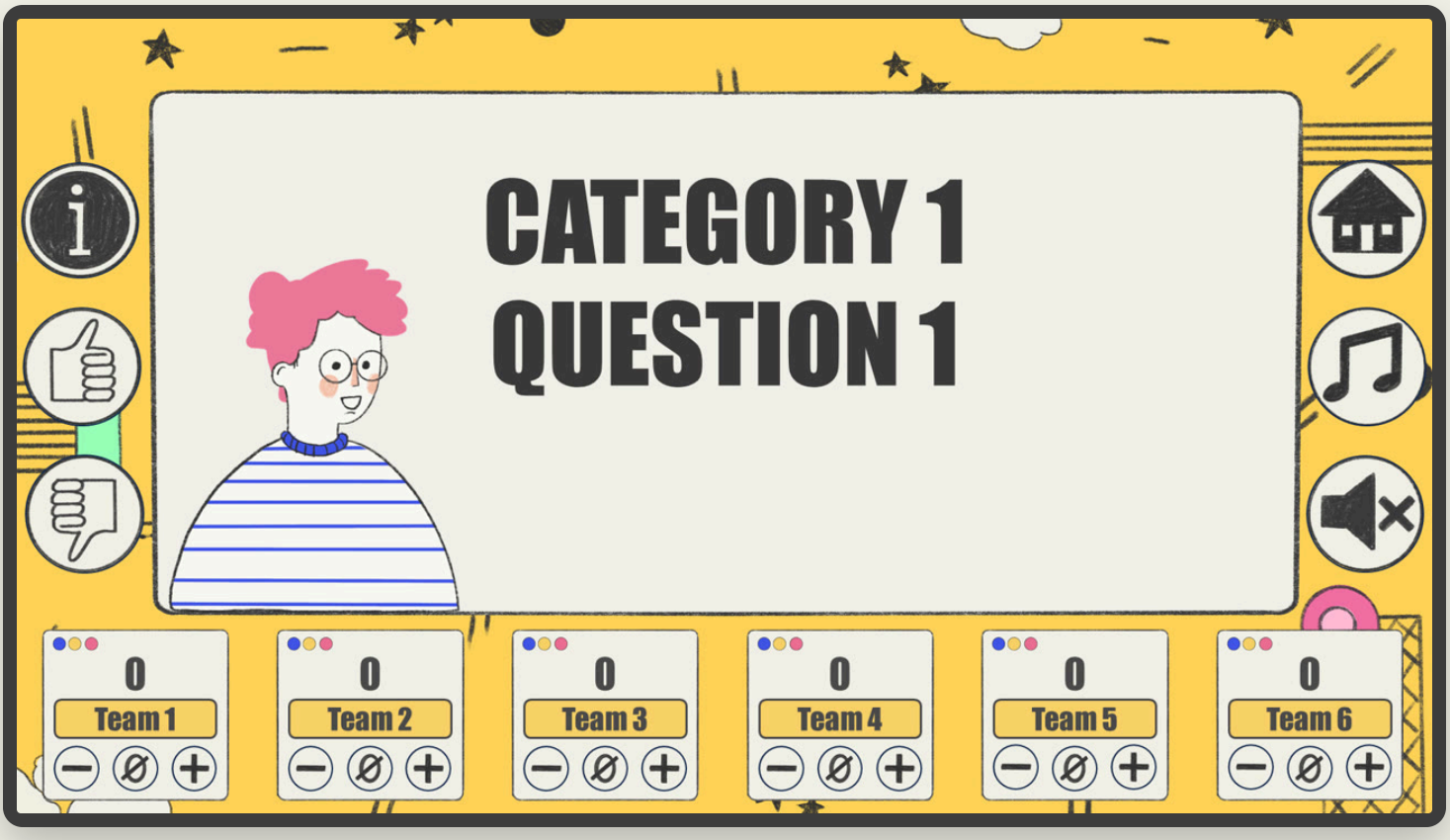

Every question slide has + and – buttons for 6 teams.



The scoreboard slide shows all 6 totals.

© classroomreview.games



The same question slides, no scoreboard and no macros.



Keep score on the whiteboard or on paper.

© classroomreview.games



1. Download the Files

Click "Download" DOWNLOAD

You will find 2 PowerPoint options of files with the same game.
1. One file is the game without scoreboard
2. One file is the game with scoreboard. (Enable the Macros Step 3)

2. Set Up the Game Before Playing

Open the game in Microsoft PowerPoint.
Ensure that you have at least Microsoft PowerPoint 13. On MAC you will need PowerPoint 365.
The game is not compatible with Google Slides and PowerPoint apps or older versions of PowerPoint.

3. Before You Can Customize the Game

Open the PowerPoint and enable editing and Macros (if you use the scoreboard).

Enable Macros:

a. File
b. Options
c. Trust Center
d. Trust Center Settings
e. Click Box "Enable all macros"
f. OK
g. Close the PowerPoint and open again.
In case the scoreboard is still not working, unblock the file.

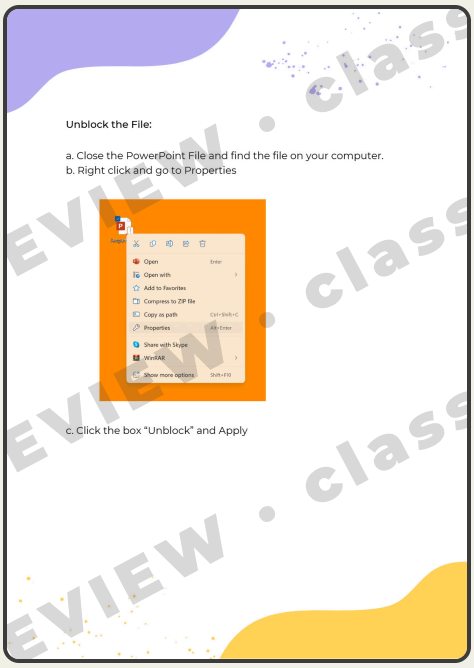

Unblock the File:

a. Close the PowerPoint File and find the file on your computer.
b. Right click and go to Properties

c. Click the box "Unblock" and Apply

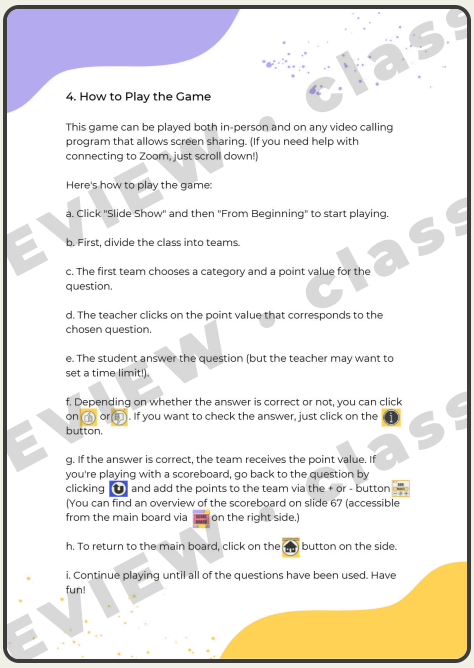

4. How to Play the Game

This game can be played both in-person and on any video calling program that allows screen sharing. (If you need help with connecting to Zoom, just scroll down!)

Here's how to play the game:

a. Click "Slide Show" and then "From Beginning" to start playing.

b. First, divide the class into teams.

c. The first team chooses a category and a point value for the question.

d. The teacher clicks on the point value that corresponds to the chosen question.

e. The student answer the question (but the teacher may want to set a time limit!).

f. Depending on whether the answer is correct or not, you can click on or . If you want to check the answer, just click on the button.

g. If the answer is correct, the team receives the point value. If you're playing with a scoreboard, go back to the question by clicking and add the points to the team via the + or - button (You can find an overview of the scoreboard on slide 67 (accessible from the main board via on the right side.)

h. To return to the main board, click on the button on the side.

i. Continue playing until all of the questions have been used. Have fun!

Download, open in PowerPoint, turn on macros for the scoreboard, type your questions, play.

In the full game

Type in your questions, split into teams, and play the quiz show way.

30 questions in 6 categories, each with its answer

2 versions: with and without scoreboard

6 teams on the built in scoreboard

1 Daily Double and 1 Final Question



Thank you! If this game works for your class, a quick review helps other teachers find it. Questions? Email me at carolin@classroomreview.games.